

INKO21

+34 972 66 48 36

info@inko21.com

inko21.com

2014

hadeef.com














Aluminium Gantry Cranes 
and Accessories

HADEF[®]





Aluminium Gantry Cranes and Accessories

Aluminium Gantry Crane with collapsible lateral stands	Page 4	
Aluminium Gantry Crane with collapsible lateral stands as well as double beam	Page 4	
Aluminium Gantry Crane, movable under load with collapsible lateral stands	Page 5	
Aluminium Gantry Crane, movable under load with collapsible lateral stands as well as double beam	Page 5	
Wheel Kit	Page 6	
Hand Winch	Page 6	
Cable System/Power Supply	Page 6	
Chain Hoist	Page 6	
Electric Chain Hoist	Page 6	
Custom-Made-Equipment	Page 7	
Custom-Made-Equipment	Page 7	



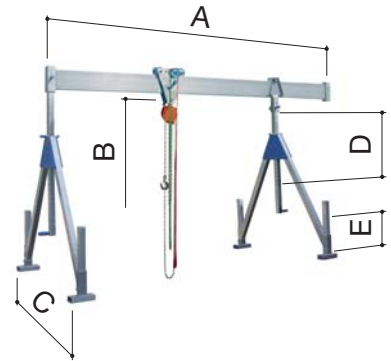
Aluminium Gantry Crane with collapsible lateral stands

incl. park-break-trolley
incl. integrated horizontal adjuster



custom made products
on request and
on page 7

Type	Item no.	load capacity kg	beam length		width of lateral stand		adjusting range		weight kg
			A mm	B mm	C mm	beam support D mm	telescopic foot E mm		
1	2801311040	1,000	4.100	1.260 - 2.360	1.300	700	400	91	
1	2801311060	1,000	6.100	1.260 - 2.360	1.300	700	400	117	
1	2801311540	1,500	4.100	1.260 - 2.360	1.300	700	400	99	
1	2801311560	1,500	6.100	1.260 - 2.360	1.300	700	400	141	
2	2801321040	1,000	4.100	1.740 - 2.990	1.740	850	400	97	
2	2801321060	1,000	6.100	1.740 - 2.990	1.740	850	400	123	
2	2801321540	1,500	4.100	1.740 - 2.990	1.740	850	400	105	
2	2801321560	1,500	6.100	1.740 - 2.990	1.740	850	400	147	
3	2801331040	1,000	4.100	2.320 - 4.020	2.240	1,300	400	149	
3	2801331060	1,000	6.100	2.320 - 4.020	2.240	1,300	400	175	
3	2801331540	1,500	4.100	2.320 - 4.020	2.240	1,300	400	157	
3	2801331560	1,500	6.100	2.320 - 4.020	2.240	1,300	400	199	



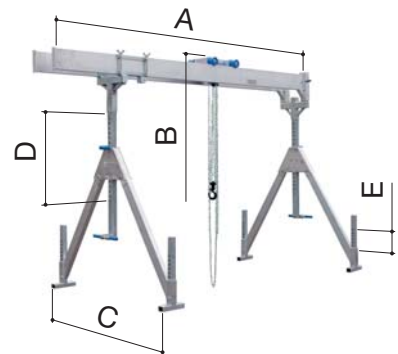
Aluminium Gantry Crane with collapsible lateral stands as well as double beam

incl. park-break-trolley
incl. integrated horizontal adjuster



custom made products
on request and
on page 7


Type	Item no.	load capacity kg	beam length		width of lateral stand		adjusting range		weight kg
			A mm	B mm	C mm	beam support D mm	telescopic foot E mm		
1	2801511040	1,000	4,000	1.730 - 2.830	1.300	700	400	156	
1	2801511060	1,000	6,000	1.730 - 2.830	1.300	700	400	208	
1	2801511540	1,500	4,000	1.730 - 2.830	1.300	700	400	156	
1	2801511560	1,500	6,000	1.730 - 2.830	1.300	700	400	208	
2	2801521040	1,000	4,000	2.150 - 3.570	1.740	1.020	400	162	
2	2801521060	1,000	6,000	2.150 - 3.570	1.740	1.020	400	214	
2	2801521540	1,500	4,000	2.150 - 3.570	1.740	1.020	400	162	
2	2801521560	1,500	6,000	2.150 - 3.570	1.740	1.020	400	214	
3	2801531040	1,000	4,000	2.650 - 4.350	2.240	1,300	400	208	
3	2801531060	1,000	6,000	2.650 - 4.350	2.240	1,300	400	260	
3	2801531540	1,500	4,000	2.650 - 4.350	2.240	1,300	400	208	
3	2801531560	1,500	6,000	2.650 - 4.350	2.240	1,300	400	260	



Aluminium Gantry Crane, movable under load with collapsible lateral stands

incl. park-break-trolley
incl. integrated horizontal adjuster

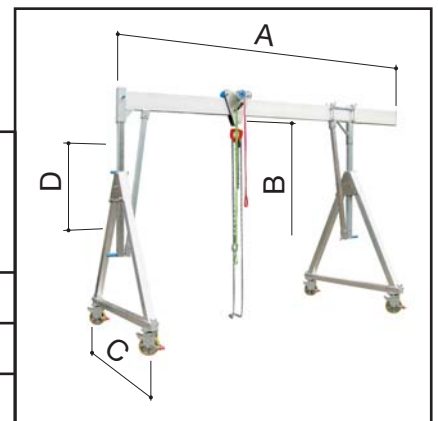
with 4 steel custers
- heavy-duty polyurethane lining
- with integrated castor and live ring brake



*custom made products
on request and
on page 7*



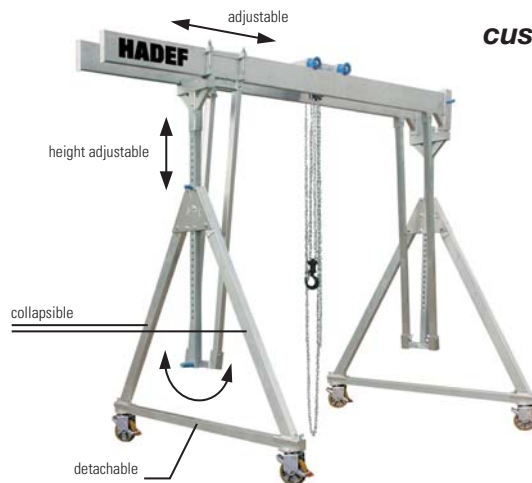
Type	Item no.	load capacity	beam length		suspension point at the bolt of the trolley			adjusting range		weight
			A	B	C	beam support	telescopic foot	kg		
		kg	mm	mm	mm	mm	mm	mm		
1	2801471040	1,000	4,000	1.730 - 2.130	1.490	400	--	--	167	
1	2801471540	1,500	4,000	1.730 - 2.130	1.490	400	--	--	175	
2	2801481040	1,000	4,000	2.170 - 3.020	2.000	850	--	--	189	
2	2801481540	1,500	4,000	2.170 - 3.020	2.000	850	--	--	197	
3	2801491040	1,000	4,000	2.500 - 3.800	2.320	1,300	--	--	207	
3	2801491540	1,500	4,000	2.500 - 3.800	2.320	1,300	--	--	215	



Aluminium Gantry Crane, movable under load with collapsible lateral stands as well as double beam

incl. park-break-trolley
incl. integrated horizontal adjuster

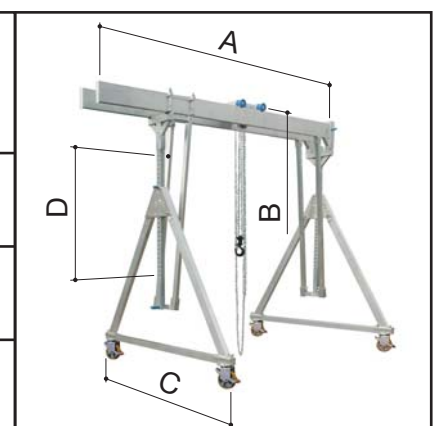
with 4 steel custers
- heavy-duty polyurethane lining
- with integrated castor and live ring brake



*custom made products
on request and
on page 7*



Type	Item no.	load capacity	beam length		suspension point at the bolt of the trolley			adjusting range		weight
			A	B	C	beam support	telescopic foot	kg		
		kg	mm	mm	mm	mm	mm	mm		
1	28014401040	1,000	4,000	2.060 - 2.500	1.490	400	--	--	234	
1	28014401060	1,000	6,000	2.060 - 2.460	1.490	400	--	--	286	
1	28014401540	1,500	4,000	2.060 - 2.460	1.490	400	--	--	234	
1	28014401560	1,500	6,000	2.060 - 2.460	1.490	400	--	--	286	
2	28014501040	1,000	4,000	2.500 - 3.350	2.000	850	--	--	260	
2	28014501060	1,000	6,000	2.500 - 3.350	2.000	850	--	--	312	
2	28014501540	1,500	4,000	2.500 - 3.350	2.000	850	--	--	260	
2	28014501560	1,500	6,000	2.500 - 3.350	2.000	850	--	--	312	
3	28014601040	1,000	4,000	2.920 - 4.220	2.320	1,300	--	--	278	
3	28014601060	1,000	6,000	2.920 - 4.220	2.320	1,300	--	--	330	
3	28014601540	1,500	4,000	2.920 - 4.220	2.320	1,300	--	--	278	
3	28014601560	1,500	6,000	2.920 - 4.220	2.320	1,300	--	--	330	





Wheel Kit



Item no. 28024002

Item no. 28024002
 With heavy-duty polyurethane foam tyres
 For indoor and outdoor moving of the Crane without load
 Item No. 28024001
 With heavy-duty polyurethane lining
 For indoor moving of the Crane without load



Item no. 28024001

Facilitates the moving of the assembled Gantry Crane, without load. The spring mounted guide rolls allow the Crane's lateral stands to rest directly on the supports when under greater loads. The fork legs are individually height adjustable. The leg and fork construction permits the lateral stands to remain upright when assembling and unassembling the Crane.

Wheels: 4 steel casters with integrated wheel and live ring brake
 1 Wheel Kit = 4 "forks"

The Wheel Kit is suitable for all stationary Gantry Cranes (compare page 4)

Hand Winch



- For height adjustment
- 1 set = 2 pieces (1 Hand Winch per lateral stand)
- Permits large lifting height
- The load on the crank is constant and independent of the cylinder diameter
- Durability due to the chain drive

Item no. 28059150 suitable for all Aluminium Gantry Cranes

Cable System / Power Supply

single beam

double beam



①

②

Item no. 2802509998

Item no. 2802509999

- The Crane is delivered ready-to-use including all connectors
 - Power supply 400 V / 16 Amp. 50 Hz.
 - Phase inverter CEE-connector
 - The electrical connection for the chain hoist is made using a plug and socket connection (Protection Class DIN EN 60 529 IP66)
 - All electrical components are appropriate for internal and external operating conditions
1. Item no. 2802509998 suitable for all Aluminium Gantry Cranes with single beam
 2. Item no. 2802509999 suitable for all Aluminium Gantry Cranes with double beam

Electric Chain Hoist



Chain Hoist



HADEF-Products

Special Gantry Crane

- Latest!

Combination of:

- foot (1)
- lateral extension beam (2)
- integrated cantilever (3)

With the possibility that the load can be:

- lifted
- lowered
- with the chain drive, moved along the total length of the cantilever.

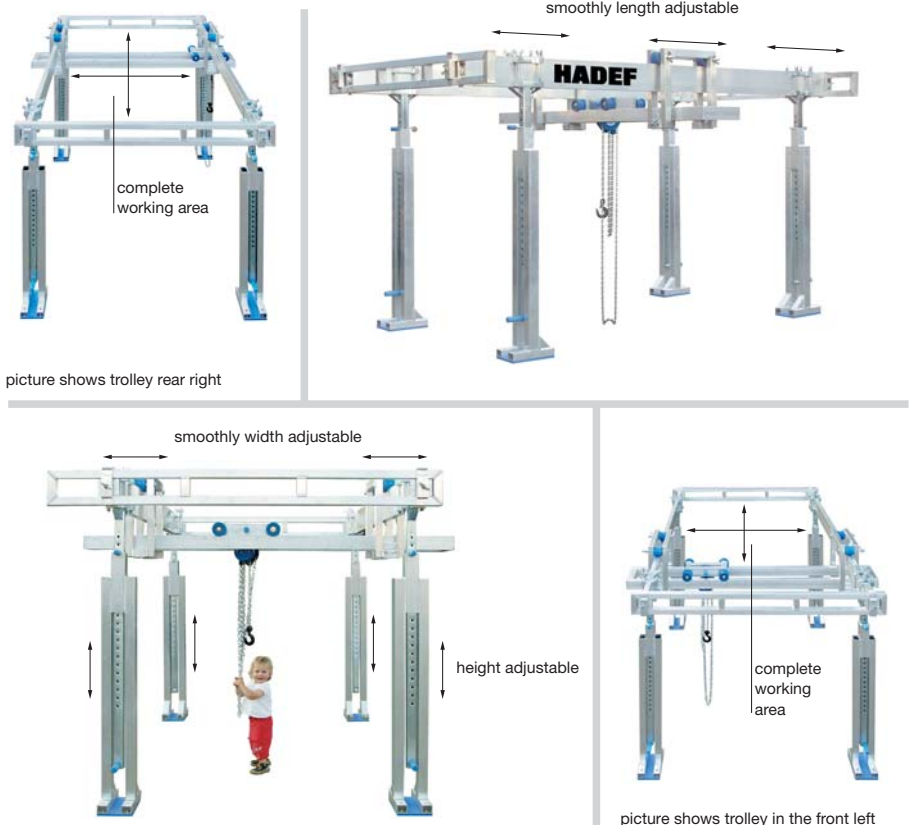
In addition:

- The system is individually height adjustable.
- The lateral extension beam can be moved along the length of the cantilever.



Special Gantry Crane

- Latest!
- Extremely mobile, flexible and free-standing Crane System.
- With the trolley it is possible to reach all positions within the working area.
- Height adjustable
- Length and width adjustable
- Necessitates a highly complex construction.
- The components are nonetheless, despite the versatility and possibilities provided by the Crane, easily assembled and disassembled.





Additional interesting products from our delivery range



HADEF HEINRICH DE FRIES GmbH

Postfach 10 20 51

D-40011 Düsseldorf

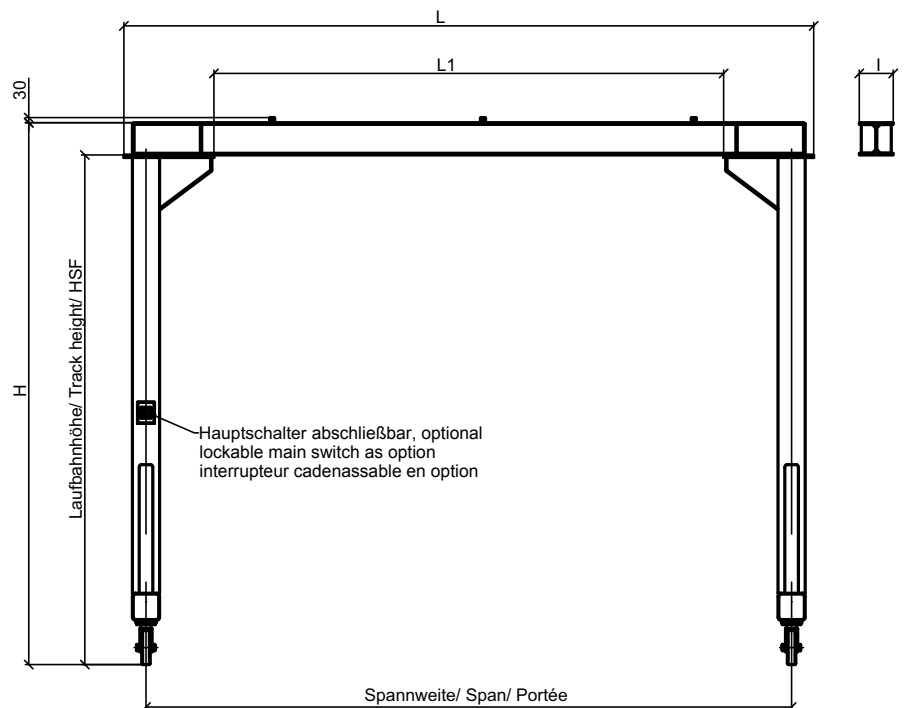
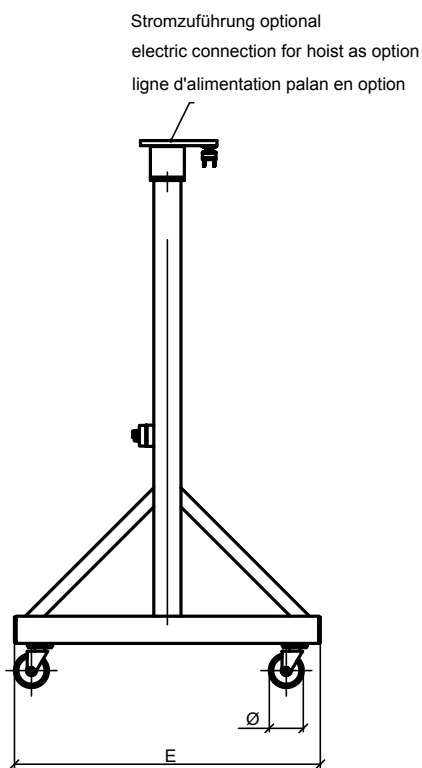
Tel.: ++49 (0) 2 11-23 07 0

Fax.: ++49 (0) 2 11-23 07 209

e-mail: mail@hadeff.de

www.hadeff.de

HADEF Portalkran Typ 800
Gantry Crane Typ 800
Portiques d'atelier Typ 800



Standardmäßig:

- unter Last verfahrbar
- leicht demontierbar in 3 Teile
- Polyurethananstrich RAL 1028
- bis 3,2 T mit Rädern aus Polyamid,
ab 5 T Räder mit Polyurethan-Laufbelag

Zusätzlich lieferbar:

- Radbremse
- abschließbarer Hauptschalter
- korrosiongeschützte Ausführung
- Kettenzug, manuell oder elektrisch

Serial model:

- movable under load
- easy dismantling into 3 parts
- Polyurethane painting RAL 1028
- up to 3,2 T with polyamide wheels,
from 5T up wheels with polyurethane
lining

As option:

- wheel brake
- lockable main switch
- corrosion protection
- manual or electric chain hoist

Modèle de portique standard avec:

- déplaçable en charge
- démontable en 3 éléments
- Peinture polyuréthane RAL 1028
- roues en polyamide blanc jusqu'à 3,2 T
et à bandage polyuréthane à partir
de 5 T

Equipements optionnels:

- roues à blocage
- ligne d'alimentation palan
+ interrupteur cadenassable
- galvanisation à chaud
- palan électrique ou manuel

HADEF Portalkran / Gantry Crane / Portiques d'atelier Typ/ Type/ Série 800

500-1000 kg

Tragfähigkeit Capacity Capacité	bis Spannweite Span up to Portée jusqu'à	Laufbahnhöhe Track height HSF	H	L	L1	E	Ø	I	Gewicht weight poids		
kg	mm	mm	mm	mm	mm	mm	mm	mm	kg		
500	2500	3000	3180	2640	2040	1500	150	91	257		
	3000			3140	2540				266		
	3500			3640	3040				276		
	4000			4140	3540				285		
	4500			4640	4040				295		
	5000			5140	4540				304		
	2500	3500	3680	2640	2040	1500	150	91	269		
	3000			3140	2540				278		
	3500			3640	3040				288		
	4000			4140	3540				297		
	4500			4640	4040				307		
	5000			5140	4540				316		
	2500	4000	4180	2640	2040	2000	150	91	307		
	3000			3140	2540				316		
	3500			3640	3040				325		
	4000			4140	3540				335		
	4500			4640	4040				344		
	5000			5140	4540				354		
	2500	4500	4680	2660	1860	2000	150	91	416		
	3000			3160	2360				426		
	3500			3660	2860				435		
	4000			4160	3360				444		
	4500			4660	3860				454		
	5000			5160	4360				463		
2500	5000	5180	2660	1860	2400	150	91	462			
3000			3160	2360				472			
3500			3660	2860				481			
4000			4160	3360				490			
4500			4660	3860				500			
5000			5160	4360				509			
1000	2500	3000	3200	2640	2040	1500	200	100	285		
	3000			3140	2540				296		
	3500			3640	3040				307		
	4000		3220	4140	3540			1500	200	110	319
	4500			4640	4040						348
	5000			5140	4540						361
	2500	3500	3700	2640	2040	1500	200	100	297		
	3000			3140	2540				308		
	3500			3640	3040				320		
	4000		3720	4140	3540			1500	200	110	331
	4500			4640	4040						360
	5000			5140	4540						373
	2500	4000	4200	2640	1840	2000	200	100	426		
	3000			3140	2340				437		
	3500			3640	2840				448		
	4000		4220	4140	3340			2000	200	110	459
	4500			4640	3840						488
	5000			5140	4340						501
	2500	4500	4700	2660	1860	2000	200	100	444		
	3000			3160	2360				455		
	3500			3660	2860				466		
	4000		4720	4160	3360			2000	200	110	477
	4500			4660	3860						506
	5000			5160	4360						519
2500	5000	5200	2660	1860	2400	200	100	490			
3000			3160	2360				501			
3500			3660	2860				512			
4000		5220	4160	3360			2400	200	110	523	
4500			4660	3860						552	
5000			5160	4360						565	

HADEF Portalkran / Gantry Crane / Portiques d'atelier Typ/ Type/ Série 800

1600-2000 kg

Tragfähigkeit Capacity Capacité	bis Spannweite Span up to Portée jusqu'à	Laufbahnhöhe Track height HSF	H	L	L1	E	Ø	I	Gewicht weight poids
kg	mm	mm	mm	mm	mm	mm	mm	mm	kg
1600	2500	3000	3200	2640	1840	1500	200	100	372
	3000			3140	2340				383
	3500			3640	2840				395
	4000		4140	3340	406				
	4500		3220	4640	3840			435	
	5000			5140	4340			448	
	2500	3500	3700	2640	1840	1500	200	100	390
	3000			3140	2340				402
	3500			3640	2840				413
	4000		4140	3340	424				
	4500		3740	4640	3840			474	
	5000			5140	4340			489	
	2500	4000	4200	2660	1860	2000	200	100	444
	3000			3160	2360				455
	3500			3660	2860				466
	4000		4160	3360	477				
	4500		4240	4660	3860			527	
	5000			5160	4360			542	
	2500	4500	4700	2660	1660	2000	200	100	493
	3000			3160	2160				505
	3500			3660	2660				516
	4000		4160	3160	527				
	4500		4740	4660	3660			577	
	5000			5160	4160			592	
	2500	5000	5200	2660	1660	2400	200	100	544
	3000			3160	2160				555
	3500			3660	2660				566
	4000		4160	3160	578				
	4500		5240	4660	3660			628	
	5000			5160	4160			643	
2000	2500	3000	3220	2660	1860	1500	200	110	382
	3000			3160	2360				395
	3500			3660	2860				409
	4000		4160	3360	440				
	4500		3270	4660	3860			481	
	5000			5160	4360			499	
	2500	3500	3720	2660	1860	1500	200	110	400
	3000			3160	2360				414
	3500			3660	2860				427
	4000		4160	3360	458				
	4500		3770	4660	3860			499	
	5000			5160	4360			517	
	2500	4000	4220	2660	1860	2000	200	110	454
	3000			3160	2160				500
	3500			3660	2660				513
	4000		4160	3160	545				
	4500		4270	4660	3660			586	
	5000			5160	4160			604	
	2500	4500	4720	2680	1680	2000	200	110	504
	3000			3180	2180				517
	3500			3680	2680				530
	4000		4180	3180	562				
	4500		4770	4680	3680			602	
	5000			5180	4180			620	
	2500	5000	5220	2680	1280	2400	200	110	710
	3000			3180	1780				723
	3500			3680	2280				736
	4000		4180	2780	768				
	4500		5240	4680	3280			809	
	5000			5180	3780			827	

HADEF Portalkran / Gantry Crane / Portiques d'atelier Typ/ Type/ Série 800

3200-5000 kg

Tragfähigkeit Capacity Capacité	bis Spannweite Span up to Portée jusqu'à	Laufbahnhöhe Track height HSF	H	L	L1	E	Ø	I	Gewicht weight poids
kg	mm	mm	mm	mm	mm	mm	mm	mm	kg
3200	2500	3000	3300	2660	1660	1500	250	150	535
	3000			3160	2160				555
	3500			3660	2660				576
	4000			4160	3160				597
	4500			4660	3660				618
	5000			5160	4160				639
	2500	3500	3800	2660	1660	1500	250	150	551
	3000			3160	2160				572
	3500			3660	2660				593
	4000			4160	3160				614
	4500			4660	3660				635
	5000			5160	4160				656
	2500	4000	4300	2660	1660	2000	250	150	610
	3000			3180	2180				631
	3500			3680	2680				652
	4000			4180	3180				673
	4500			4680	3680				694
	5000			5180	4180				715
	2500	4500	4800	2680	1280	2000	250	150	764
	3000			3180	1780				786
	3500			3680	2280				807
	4000			4180	2780				828
	4500			4680	3280				849
	5000			5180	3780				870
2500	5000	5300	2720	1320	2400	250	150	832	
3000			3220	1820				853	
3500			3720	2320				874	
4000			4220	2820				895	
4500			4720	3320				916	
5000			5220	3820				937	
5000	2500	3000	3360	2680	1280	1500	300	170	880
	3000			3180	1780				909
	3500			3680	2280				937
	4000			4180	2780				966
	4500			4680	3280				994
	5000			5180	3780				1023
	2500	3500	3860	2680	1280	1500	300	170	907
	3000			3180	1780				936
	3500			3680	2280				964
	4000			4180	2780				993
	4500			4680	3280				1021
	5000			5180	3780				1050
	2500	4000	4360	2720	1320	2000	300	170	985
	3000			3220	1820				1013
	3500			3720	2320				754
	4000			4220	2820				1070
	4500			4720	3320				1099
	5000			5220	3820				1127
	2500	4500	4860	2720	1320	2000	300	170	1011
	3000			3220	1820				1040
	3500			3720	2320				1069
	4000			4220	2820				1097
	4500			4720	3320				1126
	5000			5220	3820				1154
2500	5000	5360	2720	1320	2400	300	170	1079	
3000			3220	1820				1107	
3500			3720	2320				1136	
4000			4220	2820				1165	
4500			4720	3320				1193	
5000			5220	3820				1222	